



www.ntpcug.org

North Texas PC News

North Texas PC Users Group
King of Glory Lutheran Church
6411 Lyndon B. Johnson
Freeway Dallas, Texas

September 2014

VOLUME 34 • NUMBER 9

Inside this issue:

Prez Sez

GUSTO is a group comprised mostly of older, predominantly male members and friend of King of glory Lutheran church. They want NTPCUG to teach two three-hour sessions on basic computer usage. The date are: Saturday, September 27th (1-4 pm) and Saturday, October 4th (9am-12pm). As I see it, the classes need not be restricted to GUSTO, KOG members or men.


NTPCUG contact with GUSTO is Alan Lummus (alan@alummus.com). I'm guessing the skills we need to teach include email, browsing and elementary word processing. I would suppose that some will need help with basic setup, registering accounts, connecting to the KOG network, etc. We need someone to run this project and enlist helpers. We need helpers who can meet the schedule and provide help for the beginners. I'd hope we could provide a helper for every 3-4 students.

My phone number is 214-808-9981. My email is bill@Drissel.us. Start the subject of your email with "TTT".

I believe this project will be a rewarding experience for all—including the helpers.

I expect to attend our monthly meetings...talk to me if you are interested.

Prez Sez	1
Special Interest Groups (SIGs)	2
Access News from the Northwest	6
NTPCUG Member Websites	7
Digital Photography Tips & Tricks	8
MS Access Book Review 2010 \$ 2013	10
NTPCUG monthly flyer & volunteering	11
Renew your NTPCUG Membership	12
Advertising Rates	13
Emeritus Members Board of Directors	14
Calendar, Meeting Dates	16



Special Thanks to those that help put this newsletter together and edit the content:

- David Franke
- Joli Ballew

Special Interest Groups (SIGs) ...

Sessions with presentations, discussion, and exchanges of information

All SIG meetings at King of Glory Lutheran Church, 6411 LBJ Fwy in Dallas
(between Preston & Hillcrest, north side of LBJ), normally the third Saturday of each month.

HTPC/Home Automation SIG – 8:00 am

Home Theater (or Media) PCs and Home Automation come in an endless range of capability, complexity and price. It may just be setting the home thermostat remotely, routing audio and/or video to different rooms, or performing other, similar tasks. No meeting this month. I will be going out of town.



Alan Lummus
Alan@bkmts.com

Making Money on the Internet — 9:00 am

Continuing our exploration of all things WordPress, Chuck Bealke will facilitate a SKYPE presentation by Howard Lee Harkness presenting "Hardening Your WP Site Against Brute-Force Login Attempts." The presentation will involve a couple of WordPress plugins, along with some ways to arrange your user accounts, and cover: (1) Why would a low-traffic (or new) site be targeted by script-kiddies? (2) If your password is strong, why should you be concerned? (3) How to set up a honeypot to detect brute-force login attempts. and (4) A few ways to handle script-kiddie attacks.



Internet — 11:00 am

Glynn Brooks
glynn.brooks@ntpcug.org



Network Diagnostic Command Line Utilities

There many utility programs included in the Windows OS, but most folks are unaware of them since they don't have a graphical user interface (GUI). In this session, we'll look at what's available and I'll show you how to diagnose and fix common network errors.

Digital Photography — 10:00 am

Spike Smith, NCE
spike@spike-info.com



Please excuse our last month's light attendance. For this reason, I am repeating the previous notes and these will outline our topics for the September member meeting.

We have looked at photography as it progressively matures throughout its life. Today's personal computer technologies have now altered photography's realm from *evolutionary* maturation into *revolutionary* digital photography. These new available and oncoming progressions give us a high-paced product line that is almost a panacea for placing exceptional photograph capabilities into the reach of beginning hobbyists thru those of superb professional photojournalists.

Have you purchased a new camera lately or are planning on doing so? Cameras have new advancements which are nice, but you need to determine if some of these features are beneficial to your needs.

Our monthly Digital Photography SIG meetings are our soundboard for making better pictures and for selecting hardware required for our specific objectives.


Here is list of typical questions pondered at our meetings.

1. How does it affect your budget?
2. Do you need the prestige?
3. Are larger LCD viewers important?
 - a. Nice to read.
 - b. Usually slow to update the view.
 - c. Is it touchscreen activated?
 - d. Can we read it outdoors in daylight?
 - e. It drains battery power quicker.
4. Camera ISO speed is greater.
 - a. Higher numbers relate to higher film speed (digital sensor).
 - b. Can often eliminate need for electronic flash.
 - c. Can allow smaller lens f-stops.

- d. Can allow faster shutter speeds.
5. Available with fixed lens (non-removable).
 - a. Cannot replace operating range.
 - b. Cannot use a macro lens.
 - c. Cannot select better portrait lens.
 - d. You will carry less parts.
6. Reduced shutter lag.
 - a. Improved control of action.
 - b. Allows multi-shot performance.
 - i. fast auto focus and
 - ii. exposure control
7. Full Frame (large 35 mm sensor)
 - a. Improvement in all operations
 - b. most versatile.
 - c. Greatly increased price.
 - d. Largest size.
 - i. heavy to hold
 - ii. large to store
 - iii. larger lenses very expensive
 - iv. Built to be long lasting
 - v. Ability to make finest photos
8. Which new camera type is best for you?
 - a. Sing lens reflex (SLR)
 - b. Bridge
 - c. Point and shoot.

Digital Photo Editing Software — 11:00 am

Spike Smith, NCE
 harold.smith@ntpcug.org




For those of us working hard to keep up with the newly designed hardware built for digital cameras, it is not surprising that photo editor designs too have improved the ease of operations over that we had been doing with post processing of film. These speedier and lower costing techniques lead to increased usage of image editing. Whereas photo film processing darkroom consumed hours per operation, these were quickly replaced with the digital editor encouraging cropping, sizing and making corrections. This encourages us to produce several times more photos than we did in the era of film. Now we learn to capture better images and also wind up capturing many more of them at very little cost.

Most of us have incorporated cell phone cameras and their apps into daily use. This too establishes the need for learning better capture techniques,

unique methods for improving quality of limited tools, and a broader control of action videos. With photos from cameras adding to those from hand held versatile cameras, we can build, share and become proud if our improved capture images.

Yes, we define needs for user groups to offer discussions among members and leaders. Come join our meetings whenever you can and contribute with the NTPCUG motto—share what we know and learn what we don't. Remember that our goals with our camera is taking better photos and using the editor to complete the task making these even better yet—as we adopt to form, fit, and function.

Microsoft Access SIG —11:00 am



Jim Wehe
 jimwehe@gmail.com



Larry Linson
 larry.linson2@ntpcug.org

On **September 20, 2014**, we plan four segments of our meeting:

- At the beginning of the meeting, we welcome our guests, distribute handouts, and ask attendees to sign our meeting log. (*We're working on keeping attendee information in on Access database, some can print the meeting log for sign-in, and have ready access to contact information.*)
- In the second segment, we solicit questions, problems, and issues that attendees have with Access and attempt to answer or suggest sources for answers. For testing to diagnose and trying solutions, we will have Office 2010, including, of course, Access 2010 and a functional copy of Access 2003, both running under Windows 7. We **may** also have Access 2013 available.
- In the third segment, SIG Co-Leader **Larry Linson** will briefly review our plan for the SIG, as presented to the NTPCUG Board of Directors on July 21. For more than a summary, see the article in the August North Texas PC News, entitled *Spotlight on the Mi-*

Microsoft Access SIG.

- In the fourth segment, **Larry** will continue our discussion of the **Elements of Access Queries**, focusing on Action Queries—*make-table queries* create a table from existing data; update queries update field data in existing tables; and delete queries remove selected, or all, records from a database table. (*Where possible, demonstrations will use actual data donated by our attendees.*)

We encourage attendees: to see if they can donate Access objects, especially data tables, that they can and will donate, for use in demonstrations, trying to reproduce users' problems, and testing potential solutions. Even better, volunteer to present your personal or business database – we are always interested in how people use Access.

Why you should join us: If you have an Access application and need some guidance, assistance, or just encouragement, come to our meeting and let us know. If you have a need for a computer application, we may be able to help you determine whether Access is the right software to use. If you just wonder what Access database software is all about, we may be able to explain. We can't teach a "course" in just one hour per month, but we can discuss issues, advise on immediate problems, and identify resources you can use.

Valuable prizes: Prize drawings, a fixture of the Access SIG since 1993, will be "occasional" when we get something of value to give away. With different versions of Office being used by SIG attendees, copies of the databases used in demos aren't as useful as they once were, though the tables may transcend version differences. And, databases created in older versions (at least as old as Access 2002 and Access 2003) can be imported and run in newer versions.

Microsoft Application Development Study Group SIG - 1:30 pm

Tom Perkins
tomperki@gmail.com

Entity Framework Code First Tutorial.

This week we'll begin a hands-on walkthrough of a fairly comprehensive tutorial to build a web application for Contoso university. The user can enter and update student, course, and instructor information, Complementing a presentation by Chris Morgan in the .NET SIG Saturday morning, the development process will use an Entity Framework Code First approach with MVC.

The software versions used in the walkthrough will include:

- Visual Studio 2013 or VS 2013 Express for Web or Visual Studio 12
- .NET 4.5
- Entity Framework 6.0 (will be loaded as part of the tutorial)
- Windows Azure SDK 2.2 (optional)

Questions or comments?

Contact Tom Perkins (tomperki@gmail.com) or Chris Morgan (chris.morgan@ntpcug.org)

.NET Developers/HTML SIG - 10 am - 12 pm



Tuc Goodwin
tgoodwin@ntpcug.org

Chris Morgan
chris.morgan@ntpcug.org



Data

This month Tom Perkins will continue his presentation and tutorial on Entity Framework and ASP.NET MVC. Tom has been doing this in his afternoon session, but starting in September will be switching to the 10am hour. If you want to learn about MVC and Entity Framework in a hands-on session, bring your laptop and follow along. Or, just see his presentation and detailed web site creation tutorial.

Salesforce.com – 11:00 am; 12:30 pm

Salesforce.com offers two major certifications for Force.com Developers: The Developer Certification (DEV401) and the Advanced Developer Certification, (DEV501).

Dallas Salesforce Developers Group is pleased to offer FREE classes each year to candidates.

All, remember, this is the study group for 401 and 501 (aka the study group). Not to be confused with our 4th Wednesday meeting held at the Improving Enterprise (which is more mischief, no studying). The objective is for each of us to take the respective exams at the end of the sessions, so we will keep up the pace. Ask questions. These are not easy exams, but I am convinced that we can get everyone past the finish line.

Powershell – 8:00 am - 10:00 am



Larry Weiss
lfw@airmail.net

Josh Miller
jmiller76@gmail.com

Josh Miller will present "Improving and understanding the PowerShell cmdlet Get-Member"

From 8-9 am we will have an informal hour and from 9-10 am we will have the presentation.

Windows Tips & Tricks — 9:00 - 10:00 am



Chuck Stark
chuck.stark@ntpcug.org



Gil Brand
gbrand@ntpcug.org

Open Q&A

If you have a 'troubled' system, contact Chuck or Gil for a possible 'live, no net' troubleshooting session.

Microsoft Excel – 8:00 am

Frank Tubbs, SIG leader
ftubbs@sbcglobal.net

TBD

Windows Inside Out — 12:30 pm

Glynn Brooks
glynn.brooks@ntpcug.org



What's up on Windows 8.1 Update 2

Update 2 is supposed to be released in August, so at our September meeting, I'll review the new feature and bug fixes and we will discuss when Windows 9 is coming and what is expected to be in it.

Wireless Communications — 12:30 pm

Birl Smith
birl.smith@ntpcug.org



TBD

Word — 10:00 am

Sharon Dorsey
Sharon.Dorsey@ntpcug.org



Party Invitations

I know this wild and crazy bunch is going to have a special Thanksgiving or Holiday party...or two! So to help you with your planning, we are going to create invitations in Word.

Investors - 1:30 pm

Gil Brand
gbrand@ntpcug.org



We will have our usual Q&A session. Bring your questions and experiences in investing and share with the group.

Access News from the Northwest

By Teresa Hennig

News from the Northwest

By Teresa Hennig

Microsoft MVP for Access (2005-2014), President of the Seattle Access Group and Pacific Northwest Access Developers, INETA Community Champion (2008 and 2011), and member of the North Texas PC User Group since 2008

Downloads, Links and Other Resources

Digital Copyright Template by Tech Pro Research (March 2014)

We are awash with digital programs and content to support always-on connectivity, the blending of consumer/business devices and increased local/remote storage capacities. The Tech Pro Research digital copyright policy will help organizations seeking to set guidelines for digital programs and content.

<http://www.techproresearch.com/downloads/digital-copyright-policy/>

Right Click Context Menus - Creating Custom Command Bars (Sept 2013)

- **Add-in Express** provides a free tool that allows you to view available commands and place them on custom command bars (aka popups, toolbars ...) <http://www.add-in-express.com/products/commandbars-controls-ids.php>

You will likely find Microsoft's help file to be an invaluable resource.

Office Fluent User Interface Control Identifiers

<http://www.microsoft.com/en-us/download/details.aspx?id=6627>

Access MVPs – Sharing code and resources

Several Access MVP are sharing resources and links through the website hosted by Arvin Meyer. You will find the tools offered during Crystal's presentation on her page. www.AccessMVP.com

Doug Steele, Access MVP and author of "Access Solutions" shares tips and links to other resources. <http://www.accessmvp.com/djsteele/AccessIndex.html>

Access Blog – by the Access Team --- one of the top blogs on MSDN!!!

Stay tuned to the community ... The team shares insights into their schedule, their favorite features, new features and how to use them. This is also an ideal avenue for the team to talk about issues that are of interest to the Access community. You'll learn about the people and some of the factors that are helping to shape the future of Access. Whether you're a seasoned developer or just learning about Access, you'll find invaluable information and techniques. From creating a database template to getting help when you need it, The Access Blog covers the gamut. <http://blogs.office.com/b/microsoft-access>

A couple of good sites to search for information and programming assistance

www.mvps.org and [Office Developer Center on MSDN](http://office.microsoft.com/en-us/CommunityResults.aspx?q=office%20community). And, we've been mentioning the news-groups. You can search and drill through thousands of threads. Visit <http://search.microsoft.com/en-us/CommunityResults.aspx?q=office%20community> to search through Microsoft community and support options.

Utter Access Discussion Forum

Touted as the number one Access community forum! This may be a great place to get answers to your questions. And, you'll see several familiar names as some of our members are prolific posters. Hey, there are even photos from the MVP Summit, so check it out!

www.utteraccess.com/forums/index.php

A compilation of links to Access Resources

This site provides an impressive array of links to a variety of resources for Access developers and users. www.cbel.com/ms_access/

Access Developer Portal MSDN

Database samples and tutorials provided by Access MVP and other experts.

<http://msdn2.microsoft.com/en-us/office/aa905400.aspx>

Database Issue Checker

Access MVP, Allen Browne offer tips and utilities for casual users through expert developers. The Issue Checker can be used during development or to trouble shoot legacy files. Allen's site provides a host of other tips and resources, including a compilation of reserved words. <http://allenbrowne.com/> or <http://allenbrowne.com/AppIssueChecker.html> ..

NTPCUG Member Websites

Are you an NTPCUG member? Do you have a website that you would like to share with other members? Here is your opportunity to publicize your hobby, personal interests or a business.

NTPCUG now permits each member to post their name along with one website at www.NTPCUG.org and in our newsletter. Member links to be posted are subject to Board approval, and cannot contain inappropriate content or promote illegal activities – all the usual conditions that responsible persons expect. Send us your links now!

If you wish to post as shown above, just e-mail webmaster@ntpcug.org with your name, member number and the URL of your desired website. We'll post your name and URL on our website and in the newsletter for as long as your membership remains current.

Here are our current member sites:

<i>Member & Website</i>	<i>Member & Website</i>
Howard Lee Harkness http://amazopia.com	Bob Hawkins www.fairviewmicrowave.com
Bill Parker www.Partec.net	Doug Gorrie www.JanetGorrieInteriors.com
Larry Weiss https://sites.google.com/site/powershellsg	Fred Williams www.JFHequipment.com
Peter Bendel www.codekitchen.com.au	Sharon Dorsey www.organizingelements.com

Digital Photography – Tips and Tricks

By Spike Smith



New Tips—Old Tips

I used to love going to surplus and miscellaneous new and salvage stuff with the computer expert *Proteus*. The one that sold me my first two complete computers. We spent most of our viewing looking for spare computer parts while Proteus would be looking for antique dolls, his real budget destroyer was new and exciting wall posters. I, however, would be pre-occupied admiring the lovely sales lady. These two knew one another well as here was her favorite repeat customer. Whenever we approached the Ansel Adams works, no other object would take their presence. Beatriss here had sold him eight or nine of these in a year and today she adds on three more.

I looked at these pieces of artwork over and again but didn't yet recognize great photography. However, every piece on display had some rich appeal. So be it. I had to wake up and learn more about these works and about the artist that created these mostly black and white wall hidings.

For you who had studied Ansel Adams works in school may have learned much from his techniques – especially portraiture. I later met a couple of fellows that took classes with Ansel and from these two, I learned of the patience and fortitude which kept this famous photographer and creator at the top of his list. His personal charisma would inevitably find itself into his *always* great artworks.

May I share one of Ansel's pieces of wisdom for you wannabes? "There are no rules for good photographs, there are just good photographs." How true. I would like to say his finest attribute was the ability to communicate. As I understand from his two teammates, he had his idea for a project and may complete it in a matter of hours. Other times, he would say (to those in earshot), "It just isn't everything I want it to be," as he would continue with a piece for a month.

I hadn't thought about making notes for Portraits today but remembering Ansel Adam's landscapes and then his great portraiture techniques, I've gotten my mind into a different direction. My photography started while overseas and snapping historic but bombed out castles. My ideas were to capture objects as real as I can. The more detail that can be seen should be included. This carried on into business where exacting detail was a necessity. One of the ladies working in the office mentioned she was thinking of getting married. Aha I thought, I'll bring her an album of my exacting shots displaying the finest detail of everything.

Okay, I show my masterpieces to her and didn't understand the lack of admiration while she viewed. I must ask, "What is your problem?" She stated, "What is your problem, you have shadows on and around everybody." I replied, "But those shadows add depth, size, it tells me a lot about the objects and persons that would go away if shadows were gone." Needless to say that I didn't convince her that I should take her portrait and that of her friends and family. I had to think about this for a while.

After much thought, I realized that I could take pictures with shadows, holes, bulges, whiskers, and stuff *such as that there*. Yes, but these better be men and preferably on horseback.

Now looking at the other half of portraiture, Now, looking at the other half of portraiture, we are to set up a story board and to be socially acceptable, the ladies must not have a hair out of place, wrinkle under the chin are no-nos. We must see white on white and black on black – but only if the fabric is made that way. Ah yes, *the background is still there*. Nevertheless, the dominance is will be on the beautiful subject *only*.

By golly, I'm glad I had a talk with that lady and learned to minimize or eliminate shadows because otherwise, this will not make the required image as; a lovely wedding; wonderful atmosphere; no distractions; the most lovely and memorable day of the bride's life. Yes, that is the story that must be communicated.

When we mention light – that can be the devil hiding around a scene that maybe doesn't get noticed until a print is made. Thanks to instant digital views, we can have lots of previews. Let's find them there devils now.

You have been told that light is everything. Yep, without light you would be in total darkness. Now that we understand we need light, let's see if we can make it all the same color. Wow, sometimes you get more help than you want (none of it asked for).

I was busy at this small and old church making the best of what is available and taking positions best suited for optimum photographing. Did I say old church? Yep old lights, burned out light fixtures, bright white fluorescents, daylight fluorescents, and oh yes, real daylight too.

What to do, what to do? Okay, I'm prepared. I want my light and not their light which puts me into control (aha). I had three good helpers and needed no more. A big photoflash in rear of room, two flash units one-third way from altar. Nice flash on camera that can be extended as necessary. All set – let's go.

Flash set off as party comes down the aisle. Flash doing well as party is up front. Good! We're half way thru. The operator in rear needs to come up front and he can leave this flash and 300mm camera in place. Whoops! Crash! Tinkle and rattle! Now we are short one valuable expensive lens and flash unit, forever! (Can't fire this one as he is my son.)

Okay, no rear lights but must have pictures of prime people leaving altar and passing through to dining. Ah yes, custodian says, "You gotta' have more light as he flips switches turning on mixture of overhead lights. Ugh! I said, "No, no, please no!: He said, "I'll get you more light." "Golly no, let me use my own," I would say. To no avail!

Are we finished? Nope, bride wants to go to the kitchen and get food, servants, everything including B & G. Why for would she want this. I know, she looked into a mirror and said, "I look good." Unfortunately, she figured she would look just a great standing over the steam table; overhead fluorescents, custodian running in saying, "I'll give you more light." Shall I mention, kitchen has low ceiling and her veil scrunches up and groom has to stoop.

How does one take over a situation like this? The mom with the purse strings is watching and/or dictating every second. There is just about no way under these circumstances that one can do a fine job here. But wait - hear me out.

Let's restart the day prior to the ceremony?

Everyone is fidgeting and wondering; it is five minutes before ceremony is to start; NO MINISTER; someone calls the minister at home; that someone forgot that there was a wedding ceremony to perform on this day. Two hours later, the ceremony along with a very restless congregation (with no air conditioning) got itself started.

As I finish, let me tell you I took the finest portrait (using just my own lighting and location site) and later presented the bride with a life-sized portrait of bride and groom in tux and gown.

What do we learn from this? Well, thinking forward to a catered affair, we can almost relax and dedicate full efforts to a great wedding. This was one day where we can learn to cope with a full year's worth of problems.

Oh yes, avoid relatives, suggest an alternate photographer.

To ensure answers to all these problem areas—bring the questions up at our meetings.

Dual Book Review: Microsoft Access 2010 and Microsoft Access 2013 Inside Out

By Larry Linson, Co-Leader NTPCUG Microsoft Access SIG

The two most recent editions of Microsoft Press' Inside Out Series, both published by O'Reilly Media, Inc. are:

Microsoft Access 2010 Inside Out by Jeff Conrad and John L. Viescas, 1440 pages plus additional chapters and other content on included CD

Microsoft Access 2013 Inside Out by Jeff Conrad, 817 pages plus **a lot** of additional downloadable content

The additional content of both editions contains the book in e-book form.

Intended Audience

Both books are intended for readers at an intermediate to advanced level. That is a realistic view; beginner and novice users would do better to choose one of the many books on the market intended specifically for them. Using Access can be simple or overwhelmingly complex, and although these books both often start topics at a beginner's level, they do progress to the complex without warning. Both books are an excellent choice for the intended audience though; they are well-written by extremely knowledgeable authors, contain extensive coverage of all Access topics, in-depth information, organized to be usable, and with a comprehensive index. I've been privileged to attend some meetings with both Jeff and John, and I'm impressed by their experience and knowledge. Those of you familiar with me know that I am not easily impressed – these guys are *good* at Access.

Which of these books should you get?

Both cover the two uses of Access for the documented version: desktop database applications and Access web applications.

The vast majority of Access applications in use at the present time are “desktop”, a term now used by Microsoft to include individual or personal databases, applications for small workgroups using Access' own database, or as a client in a client-server application along with a server database such as Microsoft SQL Server or Oracle. If this is how you plan to use Access, get the Access 2010 edition (even if you will be using Access 2013 or later) – desktop database content is in the printed book, and desktop features are little changed between the versions. Some web app information is only on the CD.

A much smaller part of the Access world, but one in which Microsoft has focused in recent years, is the audience using Microsoft Access with SharePoint to create and run “web apps” accessible from a web browser. If you are or will be using Access to create web apps, you should be using Access 2013 (there are acknowledged incompatibilities between Access 2010 web apps and Access 2013 – so much so that many or most had to be rewritten to move to 2013) and you should opt for the Access 2013 edition of the book. This is because web app information is printed in the book, while almost all the desktop chapters must be downloaded.

The North Texas PC Users Group Microsoft Access SIG covers only 'desktop' Access, so the book I most often reference is the Access 2010 edition, but I keep the 2013 version handy so that I can call out the few changes between Access 2010 desktop and Access 2013 when and where warranted. If you'd like to take a look at either of these books, drop by the Access SIG after our meeting – I plan to load the e-book for Access 2010 Inside Out on the notebook computer that I'll have attached to the projector.

Conclusion

Excellent reference books, recommended for intermediate to advanced Access users. 'Desktop' database users or developers should get the Access 2010 edition; Access web app developers should get the Access 2013. This is not “light reading” just to pass the time, but is quite useful.

Monthly NTPCUG Meeting Flyer – Can You Help Distribute?

Each month, we send members a flyer listing the upcoming second and third Saturday SIG meeting information. We work to fit it all on one page so it can be easily printed and posted in offices and public areas. It can also be sent by email to family members, friends, colleagues, etc.

With your help we hope to generate increased interest in User Group activities, thereby helping us grow. We rely on members, SIG leaders, Board members and volunteers to share this information with others. We also need you to consider new options beyond the obvious – bulletin boards, etc.

We ask you, our members, to think of places where you can post the monthly flyer and to e-mail it to anyone you know who may be interested.

We try mightily to get this out before the weekend preceding the second Saturday of each month so you have time to “do your thing”.

With your help we can grow our Group

Where have you sent the September flyer?

Volunteering

Every board member, officer, chairman, and SIG leader is a volunteer. No one in this organization receives any payment for their work. Without our volunteers, NTPCUG would not exist.

Please consider volunteering for one of these important jobs:

Information Desk — Charles Rem

crem@ntpcug.org

Assist with check-in process at 3rd Saturday. One or more hours, even periodically, will make a difference.

This is an ongoing need. YOU can help, and it's not difficult. Training provided, so you really have no excuse not to assist - right?

Mentoring — Tom Sweet

tom.sweet@ntpcug.org

Communicate with new members to ensure they are aware of the benefits, SIG opportunities and help them in numerous ways to feel welcome and to know that we care about them.

Newsletter — Doug Gorrie, David Franke

*doug.gorrie@ntpcug.org
davef81@gmail.com*

We need someone to step forward to help request and collect articles from SIG Leaders for the monthly flyer and the newsletter. No experience required -- training provided.

Renew Your NTPCUG Membership For “FREE”?

The Board has established a new NTPCUG benefit that permits renewing of memberships without the usual membership fee.

Simply put, any member that writes three articles for our newsletter, subject to the following criteria, can renew without cost. In this manner, we are encouraging our membership to share their expertise with other members, as well as providing an opportunity for members to re-search issues and share the results with others.

The current requirements for the program are as follows:

1. You must be a current member.
2. Requires at least three articles/year, submitted during the member's current membership year.
3. Articles must be at least a couple pages long in the newsletter, excluding any pictures, diagrams, etc. NOTE that the length is determined after editing, if needed.
4. Longer articles may be broken up across two months, and consideration will be given to counting it as TWO articles. However, length by itself may not count as more than one – it's meaningful content we're after.
5. Articles must be submitted at least two weeks prior to publication to allow time to review/edit. However, if the content is clean and readily understood, and requires only minimal review, and we have time to go over it, we might take it with less notice.
6. No plagiarizing, except for "small" amounts where credit is given to the actual author or source.
7. Articles must be relative to the goals and topics of our User Group. If in doubt, check with the Editor before writing it up.
8. At time of membership expiration, it is the member's responsibility to contact the Editor to request that their membership be extended, and list the months in which their articles appeared. We will confirm the details and have the Membership chairman extend you another year.

Please give this new program some thought, and come up with some good material we can use. Share your knowledge, in line with our motto –

“Share what you know, learn what you don't.”

NTPCUG NEWSLETTER AD RATES AND DESCRIPTION

Paid advertising is available within the North Texas PC News at reasonable rates. The online Newsletter is published monthly and is distributed in PDF format to approximately 200 registered members.

SIZE	Price / One Issue	Price Each - Six Issues
Full Page	\$120	\$ 85
Half Page (vertical)	\$ 75	\$ 65
Half Page (horizontal)	\$ 75	\$ 65
Quarter Page	\$ 50	\$ 40
Business Card	\$ 35	\$ 25
NTPCUG Members	Half Price	



Policies & Mechanicals

- Commercial ads –
 - o repro form, final size, ready for printing
 - o JPEG or approved format
 - o 300 DPI minimum
- Text ads should follow most commonly used font styles
- No ads on front page
- Related only; suitable at discretion of NTPCUG
- Payment in advance
- Send requests for information, contacts, or orders to: Advertising@ntpcug.org

Emeritus Members

John Pribyl (1924 – 1993)

Reagan Andrews (- 2006)

Connie Andrews (- 2008)

Phil Chamberlain

Jim Hoisington

Guy Andrews

Stuart Yarus

Timothy Carmichael

Mark Gruner

David McGehee

Tom Prickett

Kathryn Loafman

Fred Williams

Andy Oliver

Alex Lilly

Doug Gorrie

Claude McClure

Robert McNeil

Gil Brand

Bill Parker

Diane Bentley

Thank you!

from your 2014

Board of Directors and Officers

President: Bill Drissel
bill@drissel.us

President-elect: Jesse Hastcoat
jesse.hastcoat@ntpcug.org

Directors: Tuc Goodwin
tgoodwin@ntpcug.org

Sharon Dorsey
Sharon.Dorsey@ntpcug.org

Spike Smith
harold.smith@ntpcug.org

Chuck Stark
chuck.stark@ntpcug.org

Stuart Yarus
syarus@kvsystems.org

Secretary: Kathy Lee Brown
KathyLeeBrown@live.com

Treasurer: Chuck Stark
chuck.stark@ntpcug.org

Program Director: Howard Lee Harkness
Programs@ntpcug.org

NTPCUG 2014 Elected Officials

*Bill Drissel
President*




*Jesse Hastcoat
President-Elect*



Directors




Tuc Goodwin



*Chuck Stark
Treasurer*



Spike (Harold) Smith



Stuart Yarus



Sharon Dorsey

Calendar

September 2014

Sep 20 8:00 am—2:30 pm

October 2014

Oct 18 8:00 am—2:30 pm

November 2014

Nov 15 8:00 am—2:30 pm

*North Texas PC Users Group, Inc.
P.O. Box 70055
Dallas, TX 75370-0055*

Copyright 2014 North Texas PC Users Group All rights reserved.